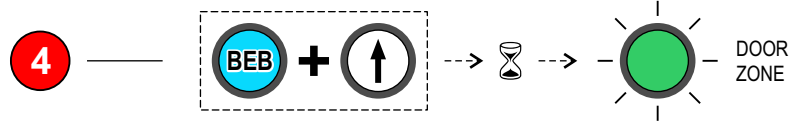
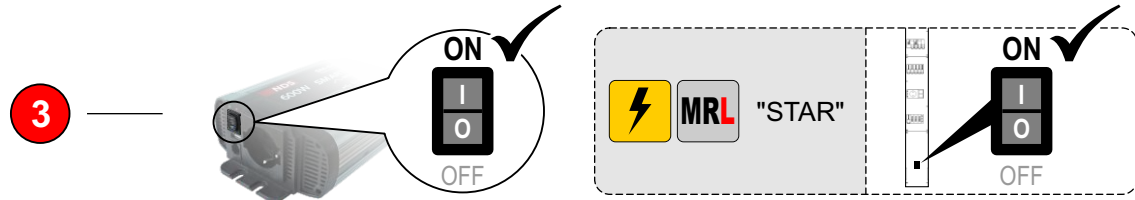
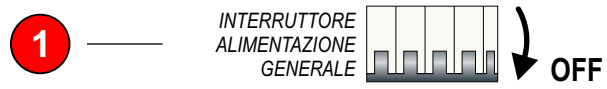
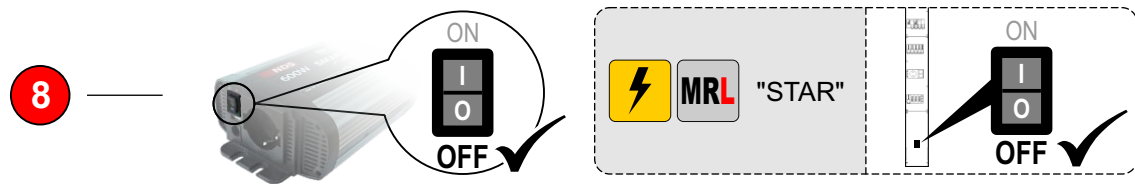
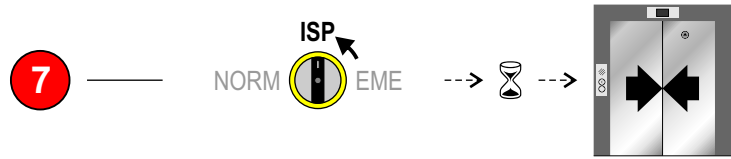
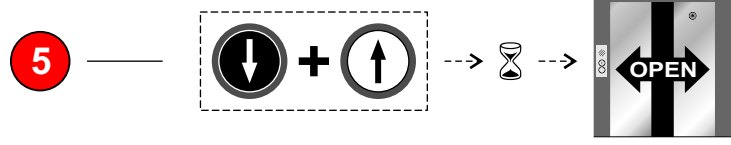


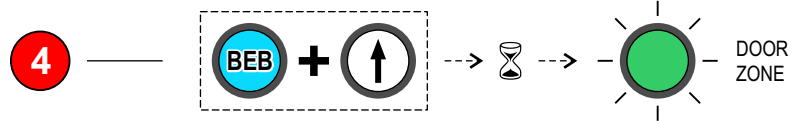
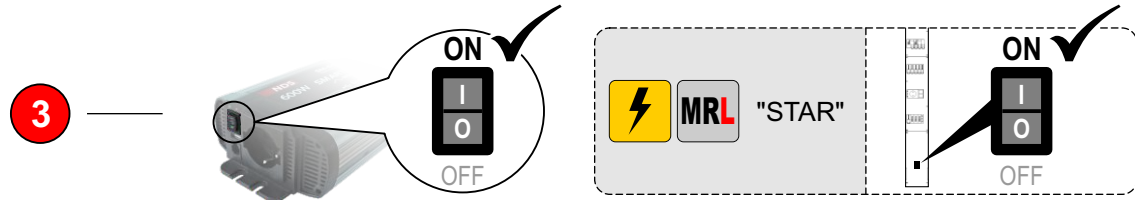
# MANOVRA DI SOCCORSO PER SBILANCIAMENTO (EN81-20/50 - § 5.9.2.3.1)



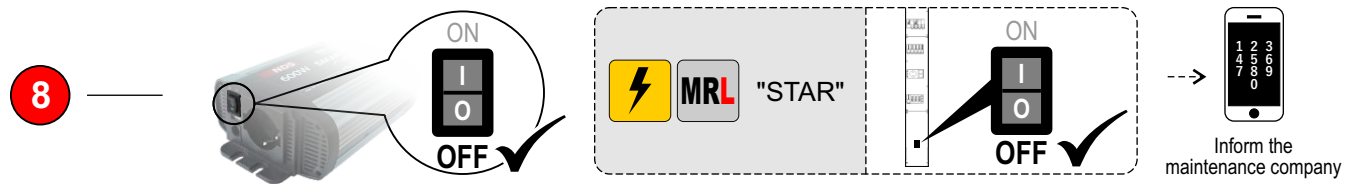
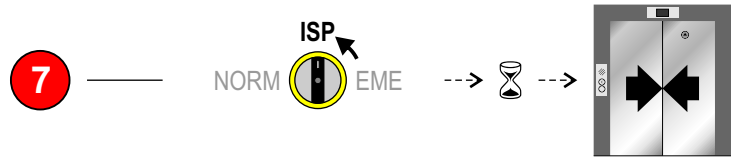
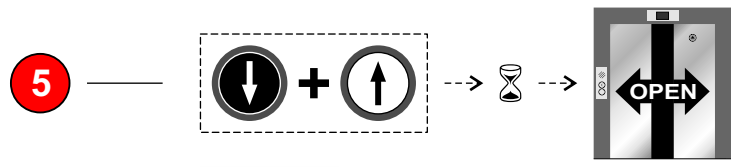
**Tenere premuti i pulsanti BEB e Salita.**  
 I freni verranno alimentati, la cabina dovrebbe muoversi per sbilanciamento. In caso di misura di velocità oltre i 0,3 m/s la marcia viene interrotta, in questo caso si devono rilasciare i pulsanti e Premerli di nuovo per ripartire. Al raggiungimento del piano si accende la segnalazione verde sul pannello, la cabina si arresta e i pulsanti vanno rilasciati.



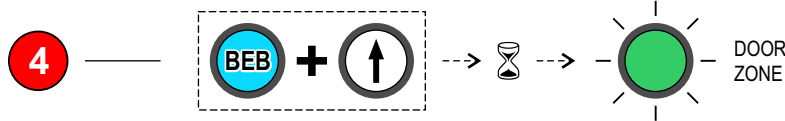
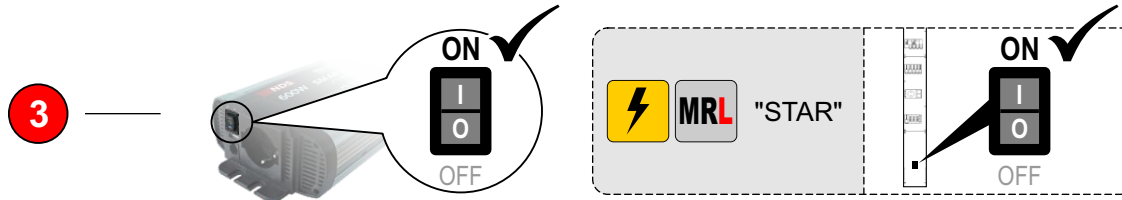
# UNBALANCING RESCUE OPERATION (EN81-20/50 - § 5.9.2.3.1)




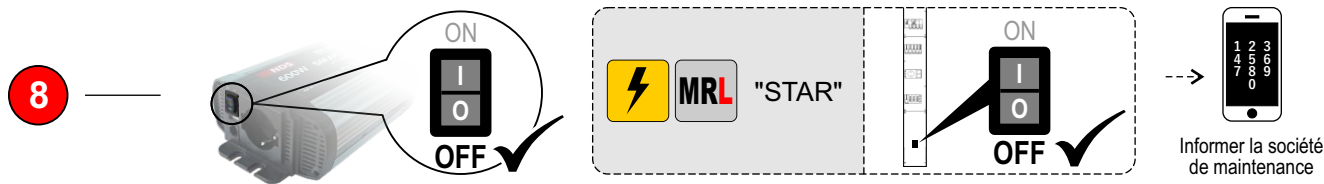
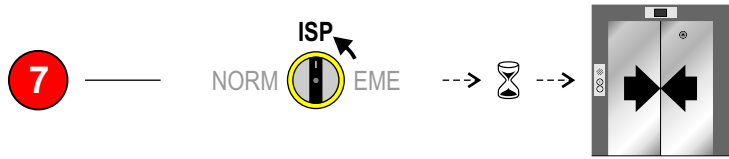
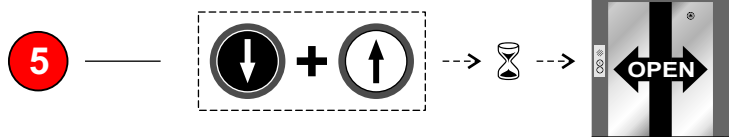
Push BEB and Up buttons.  
NOTE: Door safety chain contacts are completely bypassed. Brakes will be powered, Cabine should move for unbalance (direction according to the load in the cabine). In case of over speed (> 0,3 m/s) Cabine will stop and need to release buttons and press them again to restart. When the Cabine reach the floor (Green light "DOOR ZONE") controller automatically stops. Release buttons BEB and direction.



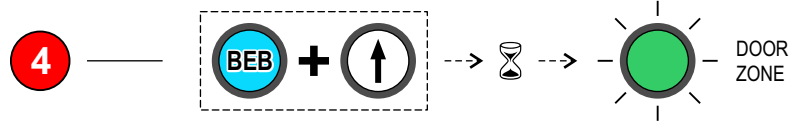
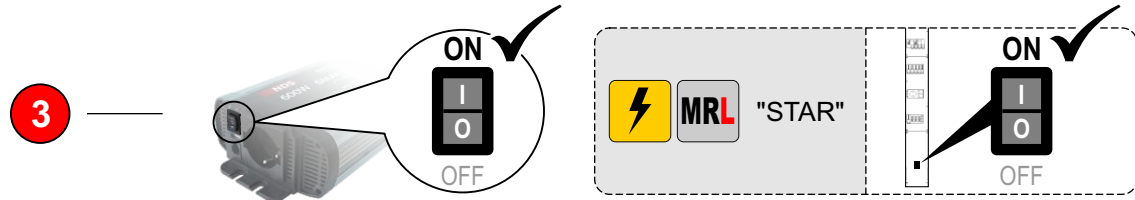
# MANOEUVRE DE SECOURS PAR DÉSÉQUILIBRAGE (EN81-20/50 - § 5.9.2.3.1)



**!** Appuyer simultanément sur les boutons BEB et montée.  
 Les freins moteur sont désormais alimentés, la cabine devrait pouvoir se déplacer si elle est en situation de déséquilibre de charges entre cabine et contre-poids. En cas d'une de vitesse cabine autre que 0,3 m/s, le déplacement de la cabine s'arrête par contrôle de la vitesse. Dans ce cas, veuillez relancer la manipulation précédente jusqu'à la position cabine souhaitée. Lorsque la cabine arrive à l'étage, le voyant vert présent dans l'armoire s'active et la cabine s'arrête, vous pouvez relâcher les boutons.



# LASTABHÄNGIGE NOTBEFREIUNG (BREMSÖFFNUNG) (EN81-20/50 - § 5.9.2.3.1)



**!** Drücke den Taster BEB und AUF gleichzeitig.  
 ACHTUNG: Der Sicherheitskreis der Türen ist dabei komplett gedrückt. Die Bremse wird elektrisch geöffnet. Die Kabine bewegt sich lastabhängig nach oben oder unten. Im Fall von  $v_{max} > 0,3m/s$ , schließen die Bremsen. Die Tasten BEB und AUF müssen losgelassen und erneut gedrückt werden. Wenn die Türzone erreicht wird (die grüne Anzeige "DOOR ZONE" leuchtet) werden die Bremsen geschlossen. Lasse die Tasten BEEP und AUF los.

